



AFSB108



AFSB88

Adjustable Free-Standing Banner stand is designed for maximum visual impact and total portability. Fabric banner is displayed using adjustable frame.

- Dual Telescoping Poles (Horizontal and Vertical)
- Wide Support Base Feet for Stability
- Easy Assembly
- 9 oz. Wrinkle Resistant, Full Color, Digital Dye-Sublimated Fabric, Washable
- Indoor use
- When disassembled, everything fits into the nylon, zippered carry bag – just 43" x 10" x 6"
- Replacement Banners Available
- Standard size graphics include:

- 8' x 8'
- 9' x 8'
- 10' x 8'



Free-Standing Banner Stand Item: AFSB

Hardware: Aluminum telescoping poles, steel feet base and black zippered carry case.

Media: 9 oz Wrinkle Resistant Fabric with Full Color, Digital Dye-Sublimated Print

Warranty: 1 year warranty

The perfect solution for large spaces and BIG messages that require easy set-up and maximum exposure.

Red Carpet Events: The fabric print and black hardware compliments the overall elegance of any event.

Photography Backdrops: The satin fabric finish means no flash glare or "hot spots" from lighting.

Press Conferences: Compact size and easy to set up for a professional background for any press conference.

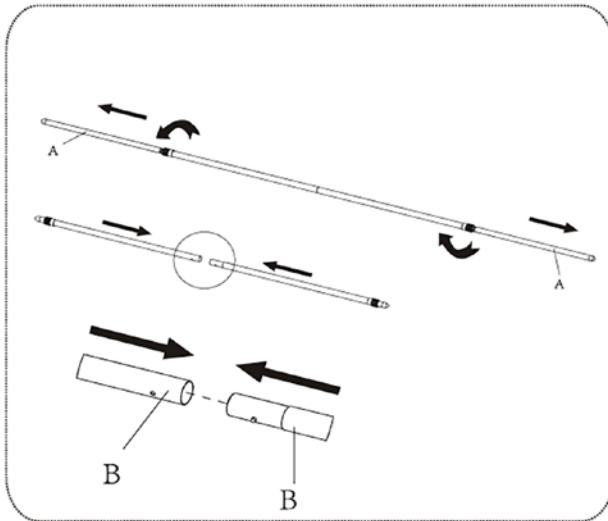
Digital dye-sublimated print -- Step and Repeat Formats or a stunning photograph enlarged to fill the space or a host of other high impact branding possibilities.

Standard Sizes

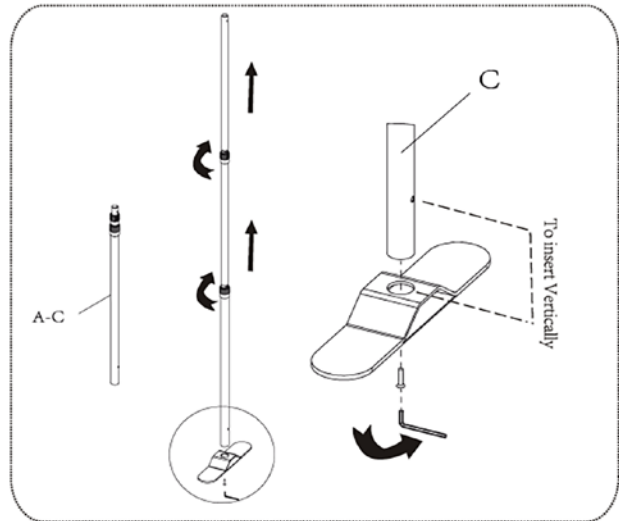
Size	Item #
8' x 8'	AFSB88
9' x 8'	AFSB98
10' x 8'	AFSB108
Custom	AFSB-CUST



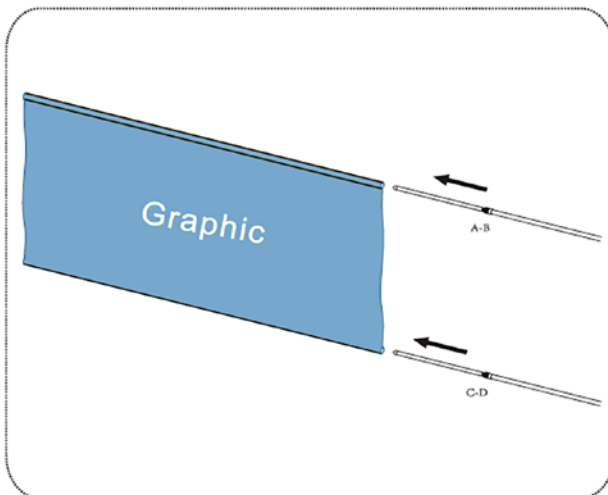
Set Up Instructions



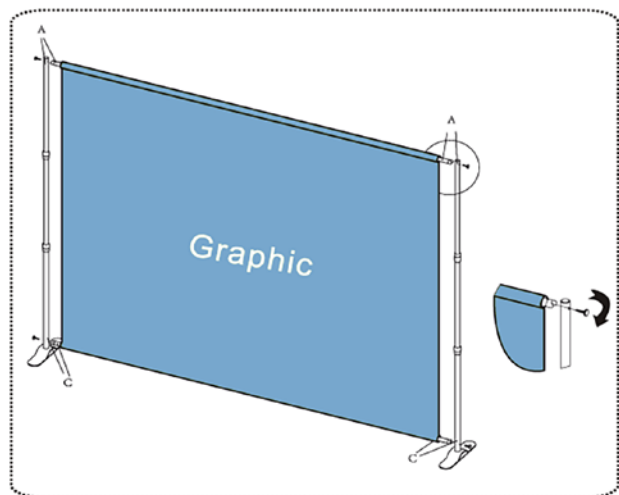
① To connect B-B, pull out pole A to the limited stop then tighten the plastic bolt. Same way to the pole #C-D.



② To insert pole #A-C into the socket of base vertically then tightening; Afterwards, screw off #A-C to the limited stop and screw up the plastic bolt.



③ To put pole #A-B and pole #C-D through the fabric banner hem.



④ To use right number of screw for tightening.

Simple Care: Dye-Sublimated Fabric Covers can be machine washed in cold water on gentle cycle. Lay flat or hang to dry. Wrinkles or creases can be eliminated with hand steamer or warm iron. Do NOT bleach or tumble dry.



For videos demonstrating setting up a banner stand, visit: amatterofgraphics.com

*Hardware Warranty warrants product against defects in materials and workmanship. Graphic Warranty covers the print vibrancy and media performance. Neither warranty covers damage due to accidents, abuse, mishandling, over-tightening components, or normal wear and tear. Any repair or replacement is at discretion of factory.