



CET10 with back seam reinforcement



CET10 with white seam reinforcement

**Fabric canopy sits atop an aluminum frame. Custom Event Tent is designed for maximum visual impact and total portability.**

- Measures 120" x 120" x 137" high with an Impressive 82" interior height Clearance
- 6 oz. Tent Fabric / Dye-Sub Printed Canopy
- Choice of white or black seam reinforcement
- Durable Hardware Construction
- Telescoping Legs with Adjustable Height
- 100% Washable
- Includes Canvas Carrying Bag, Rope and Stakes



**Custom Event Tent / Item: CET10**

**Hardware:** Aluminum telescoping legs and fully collapsible frame and black zippered carry case.

**Media:** 6 oz tent fabric with Full Color, Digital Dye-Sublimated Print

**Warranty:** 1 year warranty\*

**Shipping DIMMS and Weight:** 63 x 10 x 10 / 52 lbs. ea

Our 10 foot Event Tent is a unique way to achieve 360 degrees of branding with a custom full-fabric digital dye-sublimation canopy and hardware package. Canopy is printed full color on 6 oz. Weather Resistant Tent Polyester material.

Your brand message can be displayed on each of the four peaks and valance panels with no limitations. Our large format, full color capabilities enable artwork designs to span from seam to seam.

Heavy-duty hex shape 40mm aluminum hardware gives the tent strength in outdoor installations. The telescopic legs allow you to adjust the height and the interior lattice expands the tent interior with the crank of a handle. Each leg has a foot plate ready to be staked to the ground.

Set includes digital dye-sub canopy, aluminum hardware, ropes, stakes, and standard nylon carrying.



## Additional Options

### Back Wall

Item: CET-BK



Optional printed fabric Back Wall is printed single-sided on our 6oz tent fabric (measures 113" wide x 78" high). It is attached to the tent canopy with hook and loop fasteners. Choice of white or black edge reinforcement.

### Sand Bags

Item: CET-SB




Optional Sand Bags are nylon zipper-bags that allow you to add weight for stability. Just fill with sand or other ballast and use the built in straps to secure the saddlebag construction to the hardware legs. Each set includes 4 bags, each bag has two sand compartments (capable of holding 18lbs. of sand each for a total 72 lbs of tent stabilizing weight).

### Basic Setup Guidelines

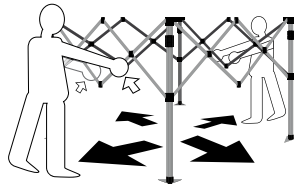
See *CET Setup Guide* for complete assembly directions.

Remove hardware from carrying bag. Be careful when handling the hardware (pinch hazard).

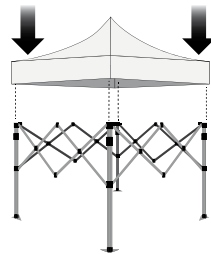


### Two people are recommended for tent set-up.

Standing across from each other, two people should use the center "V" of the hardware and lift up while stepping back. This will expand the frame. Stop when the frame is roughly 5 feet wide.



Unpack canopy graphic. Place on top of frame. Align canopy corners with hardware corners and fasten together using the velcro.



Standing across from each other. Two people can each take a leg lift up and step back. Expand the tent to the full 10 feet. Secure each corner with a "Click".

### Cleaning Dye-Sublimated Fabric

Dye-Sublimated Fabric Banners can be machine washed with cold water and gentle cycle. Lay flat or hang to dry. Wrinkles or creases can be eliminated with hand steamer or warm iron. Do NOT bleach, or tumble dry

#### DO:

- Gently wipe banner with a clean, damp, soft cloth.
- Use warm water.
- If soap is needed use a mild, non-detergent cleaner.
- Rinse to remove any soap residue.
- Be sure banner is dry before storing.

#### DO NOT:

- Use any abrasive cloth, cleaning pads or brushes.
- Use any solvents or harsh chemical cleaners.
- Rub aggressively.

Harsh chemicals, abrasive cleaners or aggressive pressure can damage the fabric and/or the color print.

\*Hardware Warranty warrants product against defects in materials and workmanship. Graphic Warranty covers the print vibrancy and media performance. Neither warranty covers damage due to accidents, abuse, mishandling, or normal wear and tear. Any repair or replacement is at discretion of factory.